





















































12 100m Backstroke Women Heat

Official

Rank	Competitor	Age	Club	RT	PTS	Result	
1	 Milan Glintmeyer	17		0.62		1:00.22 Entry: 1:00.56	17yrs NZR -0.34 QA
50m:	29.56	100m:	1:00.22 (30.66)				
2	 Amber George	21		0.62		1:00.73 Entry: 59.96	+0.77 QA
50m:	28.91	100m:	1:00.73 (31.82)				
3	 Savannah-Eve	20		0.61		1:00.85 Entry: 1:01.18	-0.33 QA
50m:	29.23	100m:	1:00.85 (31.62)				
4	 Tess Whineray	21		0.63		1:02.95 Entry: 1:01.59	+1.36 QA
50m:	30.56	100m:	1:02.95 (32.39)				
5	 Charley Joyce	20		0.61		1:03.59 Entry: 1:03.21	+0.38 QA
50m:	30.85	100m:	1:03.59 (32.74)				
6	 Georgina McCa	23	 Hamilton Aqua...	0.66		1:03.61 Entry: 1:03.14	+0.47 QA
50m:	31.11	100m:	1:03.61 (32.50)				
7	 Ivy Miller (V)	19		0.54		1:04.24 Entry: 1:02.58	+1.66 QA
50m:	30.95	100m:	1:04.24 (33.29)				
8	 Laura Menzies	16		0.66		1:04.52 Entry: 1:03.22	+1.30 QA
50m:	31.09	100m:	1:04.52 (33.43)				
9	 Jesse Welsh	22		0.65		1:04.79 Entry: 1:02.94	+1.85 QC
50m:	31.41	100m:	1:04.79 (33.38)				
10	 Bridie Quayle	17		0.83		1:04.88 Entry: 1:04.15	+0.73 QB
50m:	31.67	100m:	1:04.88 (33.21)				
11	 Georgina Bell	20		0.62		1:05.08 Entry: 1:03.57	+1.51 QC
50m:	32.05	100m:	1:05.08 (33.03)				
12	 Isabelle Hunt	17		0.57		1:05.85 Entry: 1:06.90	-1.05 QB
50m:	31.89	100m:	1:05.85 (33.96)				
13	 Hanna Abdou	19		0.65		1:06.02 Entry: 1:02.95	+3.07 QC
50m:	32.13	100m:	1:06.02 (33.89)				

50m: 33.02 100m: 1:09.27 (36.25)

30	 Charlotte Welsf	15		0.66	1:09.42 Entry: 1:09.05 +0.37	
	50m: 33.86 100m: 1:09.42 (35.56)					
31	 Ashley Lander	17		0.69	1:09.66 Entry: 1:09.35 +0.31	QB
	50m: 34.04 100m: 1:09.66 (35.62)					
32	 Zaniqua Pratt-S	18			1:09.72 Entry: 1:07.37 +2.35	
	50m: 32.11 100m: 1:09.72 (37.61)					
33	 Madeleine McTe	S14 25		0.63 769	1:09.89 Entry: 1:08.81 +1.08	
	50m: 34.11 100m: 1:09.89 (35.78)					
33	 Mackenzie Wrig	14		0.66	1:09.89 Entry: 1:08.08 +1.81	
	50m: 33.60 100m: 1:09.89 (36.29)					
35	 Vanzin McManu	15		0.77	1:09.90 Entry: 1:09.57 +0.33	
	50m: 33.70 100m: 1:09.90 (36.20)					
36	 Molly Duly	17		0.69	1:10.10 Entry: 1:09.56 +0.54	
	50m: 33.30 100m: 1:10.10 (36.80)					
37	 Meeka Mills	14		0.62	1:10.56 Entry: 1:08.76 +1.80	
	50m: 33.63 100m: 1:10.56 (36.93)					
38	 Milla Tuohy	16		0.60	1:10.58 Entry: 1:09.04 +1.54	
	50m: 34.17 100m: 1:10.58 (36.41)					
39	 Emma Bendall	18		0.63	1:10.75 Entry: 1:08.96 +1.79	
	50m: 34.55 100m: 1:10.75 (36.20)					
40	 Holly Stanford	18		0.64	1:11.03 Entry: 1:05.02 +6.01	
	50m: 33.91 100m: 1:11.03 (37.12)					
41	 Harriet Park	22		0.60	1:12.31 Entry: 1:09.84 +2.47	
	50m: 33.56 100m: 1:12.31 (38.75)					
42	 Dannielle Rule	20		0.64	1:12.68 Entry: 1:09.06 +3.62	
	50m: 34.47 100m: 1:12.68 (38.21)					
43	 Elyse Palmer	13		0.67	1:13.00 Entry: 1:10.02 +2.98	
	50m: 35.45 100m: 1:13.00 (37.55)					